



A top quality, heavyweight t-shirt, designed with real attention to detail.

- Tubular construction
- Shoulder to shoulder taping
- 1x1 rib knit collar



**MATERIAL:**  
100% combed ring spun cotton



**WEIGHT:**  
Colours 215g/m<sup>2</sup>; White  
210g/m<sup>2</sup>



**PACKING:**  
Pack 12; Carton 72



**LAUNDRY CARE:**  
Suitable for 40°C machine wash and  
tumble dry



**ORIGIN:**  
Morocco

		S	M	L	XL	2XL
<b>Your body measurement</b>						
To fit chest	cm	92/97	97/102	102/107	107/112	112/117
	Ins	36/38	38/40	40/42	42/44	44/46
<b>Garment dimensions</b>						
Chest Size: cm		102	108	114	120	126
Body Length: cm		70.5	73	75.5	78	80.5

### DECORATOR NOTES

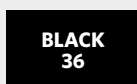
This dense heavyweight fabric is the perfect choice for the best of decoration.



### COLOURS



**WHITE 30**  
PANTONE®  
FABRIC: 11-0601 TPX  
PAPER: 7541 C  
C:0 M:0 Y:0 K:0



**BLACK 36**  
PANTONE®  
FABRIC: 19-4005 TPX  
PAPER: BLACK C  
C:100 M:50 Y:50 K:100



**BRIGHT ROYAL BH**  
PANTONE®  
FABRIC: 18-3949 TPX  
PAPER: 2726 C  
C:100 M:70 Y:0 K:5



**BIRCH BI**  
PANTONE®  
FABRIC: MARLED WHITE  
PAPER: MARLED WHITE  
C:3 M:0 Y:0 K:10



**CLASSIC RED CR**  
PANTONE®  
FABRIC: 19-1764 TPX  
PAPER: 1945 C  
C:0 M:100 Y:80 K:25



**FRENCH NAVY FN**  
PANTONE®  
FABRIC: 19-4010 TPX  
PAPER: 532 C  
C:100 M:85 Y:35 K:55



Hochwertiges heavyweight T-Shirt, für höchste Ansprüche.

- Schlauchwarenausführung
- Schulter-zu-Schulter Nackenband
- 1x1 Rippkragen



#### MATERIAL:

100% gekämmte ringgesponnene Baumwolle



#### GEWICHT:

Farben 215 g/m<sup>2</sup>;  
Weiß 210 g/m<sup>2</sup>,



#### VERPACKUNG:

Pack 12; Karton 72



#### WASCHANLEITUNG:

Geeignet für 40° Wäsche und Wäschetrockner



#### HERKUNFT:

Pakistan

		S	M	L	XL	2XL
<b>Ihre Körper Maße</b>						
Brustumfang	cm	92/97	97/102	102/107	107/112	112/117
	Ins	36/38	38/40	40/42	42/44	44/46
<b>Kleidergrößen</b>						
Brustumfang: cm		102	108	114	120	126
Körperlänge: cm		70.5	73	75.5	78	80.5

#### HINWEISE ZUR VEREDLUNG

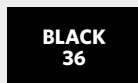
Dichtes Gewebe für herausragende Veredelungsergebnisse.



#### FARBEN



PANTONE®  
FABRIC: 11-0601 TPX  
PAPER: 7541 C  
C:0 M:0 Y:0 K:0



PANTONE®  
FABRIC: 19-4005 TPX  
PAPER: BLACK C  
C:100 M:50 Y:50 K:100



PANTONE®  
FABRIC: 18-3949 TPX  
PAPER: 2726 C  
C:100 M:70 Y:0 K:5



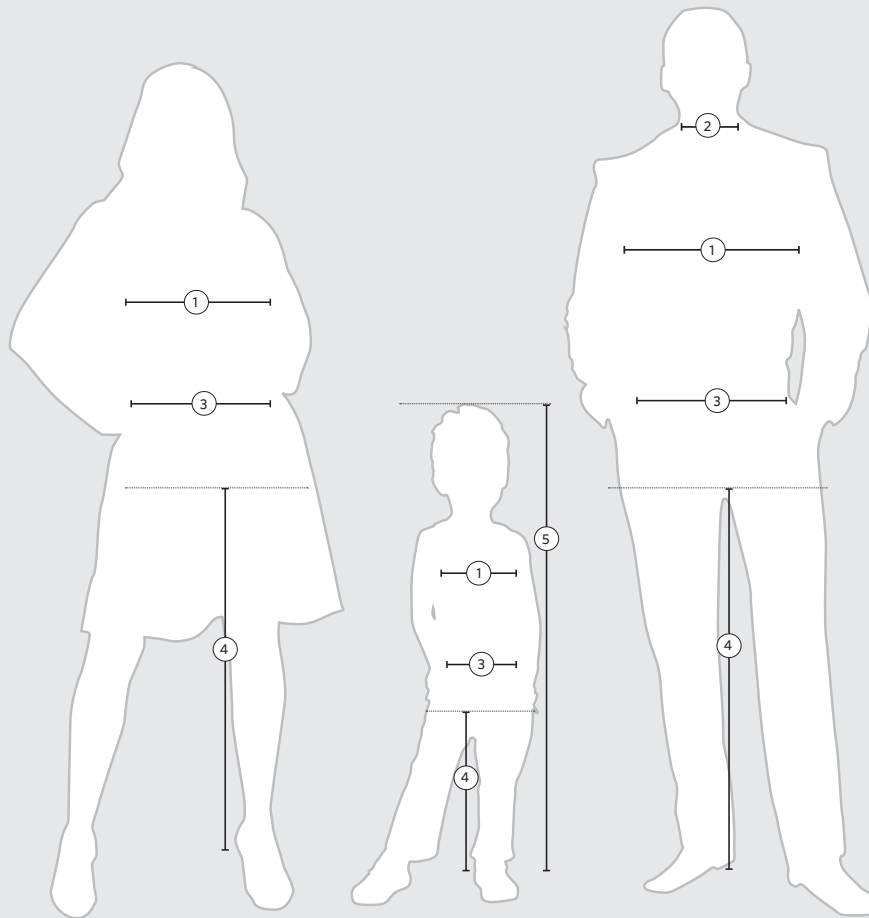
PANTONE®  
FABRIC: MARLED WHITE  
PAPER: MARLED WHITE  
C:3 M:0 Y:0 K:10



PANTONE®  
FABRIC: 19-1764 TPX  
PAPER: 1945 C  
C:0 M:100 Y:80 K:25



PANTONE®  
FABRIC: 19-4010 TPX  
PAPER: 532 C  
C:100 M:85 Y:35 K:55



All of our measurements are based on actual "To Fit" body sizes and not the size of the actual garment itself e.g. a polo shirt with a chest to fit size of 92-97cms / 36-38" will fit someone with similar chest measurements; trousers with a waist to fit of 50 Europe / 34" will fit someone with similar waist measurements etc.

To help you select the most appropriate size of garment(s) please refer to our measuring tips below.

## Chest

**Men:** measure around the fullest part of the chest, 2.5cms below the underarm area ①

**Women:** measure around the fullest part of the bust ①

**Children:** measure under the arms around the fullest part of the chest ①

## Collar

**Men:** measure around the base of the neck ②

## Waist

**All:** measure around the natural waist, ensuring the measuring tape is kept taut ③

## Leg Length

**All:** measure from the top of the inside leg at the crotch down to where trousers are normally worn with shoes ④

## Height

**Children:** standing still, with feet together and flat on the floor, measure from the top of the head to the ground ⑤



# Size Guide

## All Products (excl. Shirts, Trousers, Shorts & Sweatpants)

Ladies'	XXS	XS	S	M	L	XL	2XL	3XL	4XL	5XL	6XL
Chest to fit (CM)	72-77	77-82	82-87	87-92	92-97	97-102	102-107	107-112	112-117	117-122	122-127
Chest to fit (INS)	28-30	30-32	32-34	34-36	36-38	38-40	40-42	42-44	44-46	46-48	48-50

### Dress Size

UK	6	8	10	12	14	16	18	20	22	24	26
France	34	36	38	40	42	44	46	48	50	52	54
Italy	38	40	42	44	46	48	50	52	54	56	58
Germany/Europe	32	34	36	38	40	42	44	46	48	50	52

Men's	XXS	XS	S	M	L	XL	2XL	3XL	4XL	5XL	6XL
Chest to fit (CM)	82-87	87-92	92-97	97-102	102-107	107-112	112-117	117-122	122-127	127-132	132-137
Chest to fit (INS)	32-34	34-36	36-38	38-40	40-42	42-44	44-46	46-48	48-50	50-52	52-54

## Shirts

Ladies'	XXS	XS	S	M	L	XL	2XL	3XL	4XL	5XL	6XL
Chest to fit (CM)	72-77	77-82	82-87	87-92	92-97	97-104	104-112	112-120	120-130	130-137	137-144
Chest to fit (INS)	28-30	30-32	32-34	34-36	36-38	38-41	41-44	44-47	47-51	51-54	54-57

### Dress Size

UK	6	8	10	12	14	16	18	20	22	24	26
France	34	36	38	40	42	44	46	48	50	52	54
Italy	38	40	42	44	46	48	50	52	54	56	58
Germany/Europe	32	34	36	38	40	42	44	46	48	50	52

Men's	S	M	L	XL	2XL	3XL	4XL	5XL	6XL
Collar to fit (CM)	37-38	39-40	41-42	43-44	45-46	47-48	49-50	51-52	53-54
Dual Collar Sizes (INS)	14.5/15	15.5	16/16.5	17/17.5	18	18.5/19	19.5	20	21
Individual Collar Sizes (INS)	14.5   15	15.5	16   16.5	17   17.5	18	18.5   19	19.5	20	21
Chest to fit (CM)	92-97	97-102	102-107	107-112	112-117	117-122	122-127	127-132	132-137
Chest to fit (INS)	36-38	38-40	40-42	42-44	44-46	46-48	48-50	50-52	52-54

## Trousers & Shorts

UK (INS)	28	30	32	34	36	38	40	42	44	46	48
EUROPE	44	46	48	50	52	54	56	58	60	62	64

	Short	Regular	Long
Leg Length (CM)	76	81	86
Leg Length (INS)	30	32	34

## Sweatpants

	S	M	L	XL
UK (INS)	30	32	34	36
Europe	46	48	50	52

## Blazers

### Girls'

Chest to fit (CM)	68	71	73	76	79	81	84	86	89	91	96	101	106	112	117
Chest to fit (INS)	27	28	29	30	31	32	33	34	35	36	38	40	42	44	46

### Boys'

Chest to fit (CM)	71	73	76	79	81	84	86	89	91	94	96	101	106	112	117	122
Chest to fit (INS)	28	29	30	31	32	33	34	35	36	37	38	40	42	44	46	48

## All Children's Products (excl. Sweatpants)

	XS	S	M	L	XL	2XL	3XL	4XL
Age (Years)	1-2	3-4	5-6	7-8	9-10	11-12	13-14	15-16
Height (CM)	90	104	116	128	140	152	164	176
Chest to fit (CM)	51-56	56-63	63-71	71-76	76-81	81-86	86-91	91-96
Chest to fit (INS)	20-22	22-25	25-28	28-30	30-32	32-34	34-36	36-38

## Sweatpants (Children)

	S	M	L	XL	2XL
Age (Years)	3-4	5-6	7-8	9-10	11-12
Height (CM)	104	116	128	140	152
Waist to fit (CM)	53	55	58	61	66
Waist to fit (INS)	21	22	23	24	26